

CLLD in fisheries and coastal communities

Achievements and lessons

Monica Veronesi, FAMENET

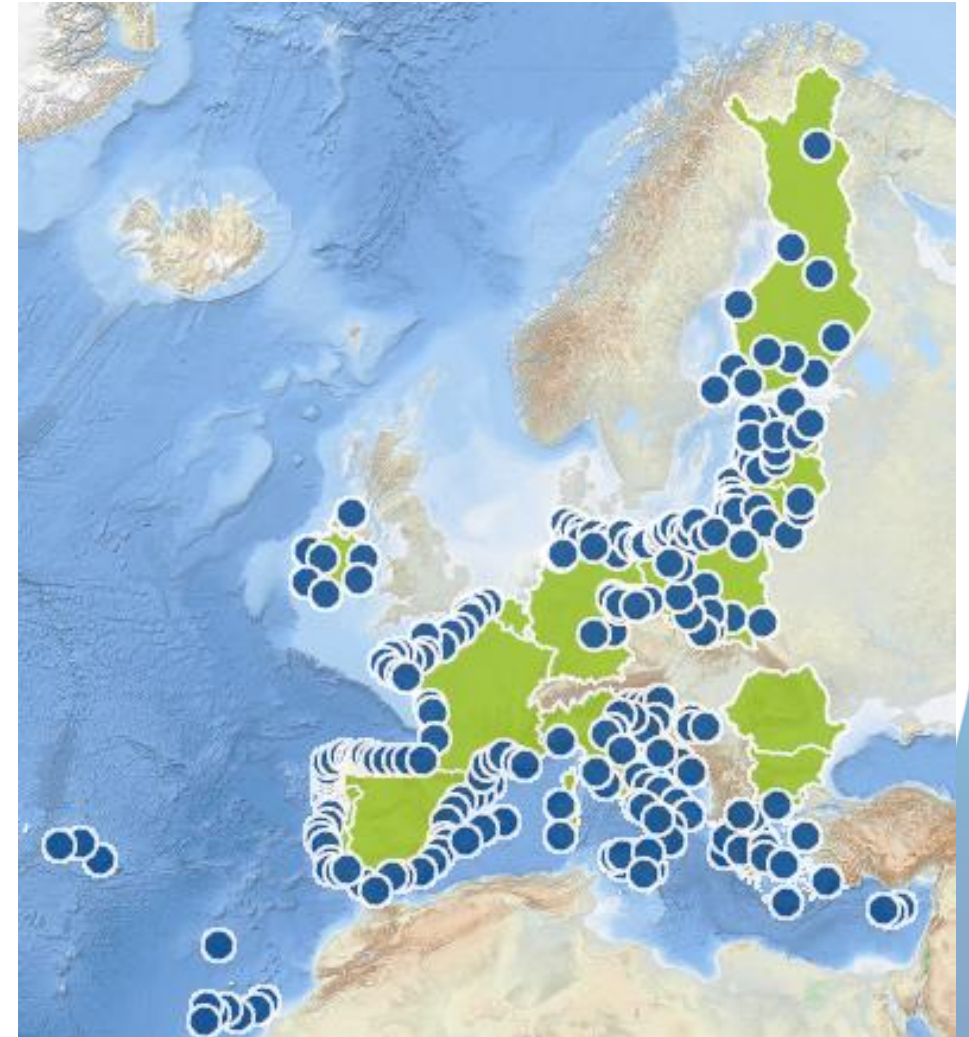
Rural Pact Support Office Good Practice Webinar
Territorial instruments: lessons for the future

22nd April 2026



CLLD under the European Maritime, Fisheries & Aquaculture Fund (EMFAF) for a Sustainable Blue Economy

- ✓ 18 Member States – coastal and inland fisheries & aquaculture
- ✓ 10% of the EMFAF budget
- ✓ **EUR 600M** (EMFAF + MS co-financing)
- ✓ **+/- 315 FLAGs** (fisheries Local Action Groups)
- ✓ Total population of FLAG areas: approx **50 million**
- ✓ Average budget: **EUR 2M**
- ✓ **2 FTEs** (on average)
- ✓ ...around **14 000 local projects** expected ???



Sustainable and profitable food production

- Improving the sustainability of local food systems
- New and more circular production practices (life cycle thinking)
- New product development (food products, pharmaceuticals & cosmetics, use of by-catch, use of algae...)
- Strengthening local supply chains and marketing channels



Diversified blue economy

- New blue production: algae, energy, underused, including invasive fish species
- Innovative blue industry: blue bio-tech, shipbuilding, traditional trades reinvented ...
- Slow tourism: slow food, sustainable mobility, mindfulness and learning activities...
- Pesca-tourism & itti-tourism: linking the primary sector with the service sector
- Blue care: contact with nature for improved physical and mental health



Healthy marine and aquatic eco-systems

- Understanding the state of local ecosystems & natural habitats
- Setting up and managing marine protected areas (MPAs)
- Restoration of natural ecosystems and biodiversity
- Improving water quality / combatting pollution, including marine litter



Resource efficiency and decarbonisation

- **Energy transition** (supporting a shift in fisheries, aquaculture and other coastal activities to renewables and other low-carbon fuels systems)
- **Resource efficiencies** (reduced consumption of water, energy and other natural resources)
- **Circular economy** (including for waste from fisheries & aquaculture, tourism and other blue economy activities...)



Assessing the results and lessons of EMFF/EMFAF CLLD

- ✓ Literature review
- ✓ Infosys analysis
- ✓ Survey to EMFF FLAGs (150 FLAG responses)
- ✓ Survey to EMFAF FLAGs (112 FLAG responses)
- ✓ Survey to local stakeholders in 8 Member States:
ES, FR, IE, FI, GR, HR, IT, PL (900 responses) => **MS reports**

Report on the results of EMFF CLLD (2014-2020)

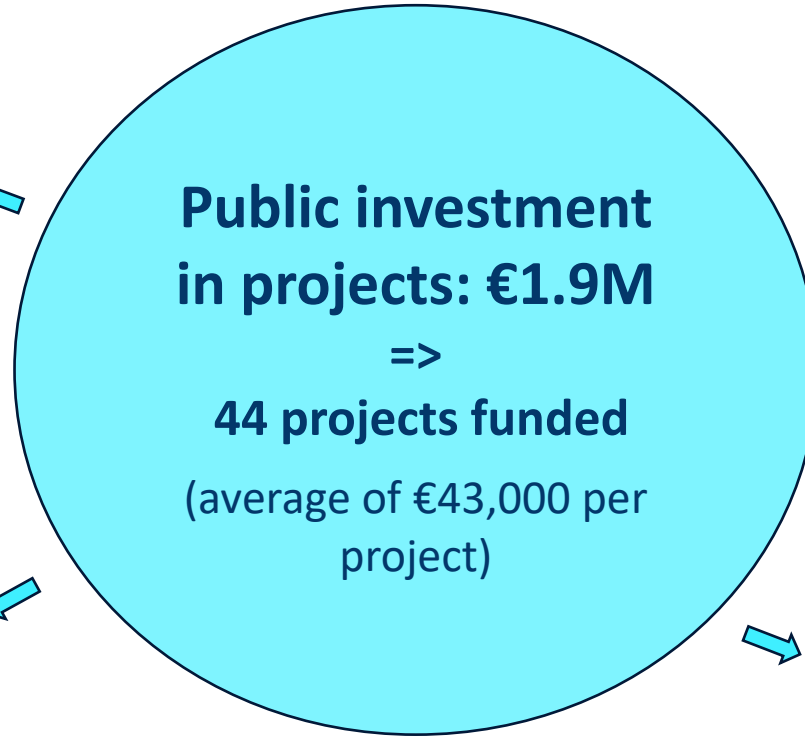
Case studies on CLLD achievements for coastal communities in 8 Member States

Final synthesis report on achievements and lessons of CLLD in fisheries and coastal communities

Results of an “average EMFF FLAG” (2014-2020)



- ✓ 19 new jobs
- ✓ 41 jobs maintained
- ✓ 4 new businesses
- ✓ 12 diversified businesses
- ✓ 5 new or strengthened short supply chains
- ✓ 24 local entities benefitting from information/promotion



- ✓ 34 people part of the FLAG organisation
- ✓ 112 people mobilised to provide input to LDS
- ✓ 4 new or strengthened networks
- ✓ 4 actions to improve governance capacity
- ✓ 11 cross-sectoral projects
- ✓ 3 cooperation projects with other FLAG areas

- ✓ 6 actions for Good Environmental Status
- ✓ 6 local entities improving resource efficiency



- ✓ 10 new activities / services in the area
- ✓ 3 datasets made available
- ✓ 10 innovations



- ✓ 37 young people receiving professional training
- ✓ 400 young people mobilised for educational and awareness-raising activities
- ✓ 3 400 people benefiting



Final synthesis report

Achievements and lessons of CLLD in fisheries & coastal areas

- ✓ Mobilises local stakeholders for development processes
- ✓ Empowers local communities to undertake initiatives
- ✓ Supports positive change in socio-economic and environmental dynamics in fisheries area
- ✓ Brings Europe closer to citizens



Mobilising local stakeholders for development processes

On average:

- 112 people from 7-11 different interest groups contributing to each FLAG strategy
- 17 people from 6 different interest groups are involved in decision-making => fisheries, local municipalities, tourism, aquaculture + NGOs, research, etc.
- Women and youth less represented.

Perception: FLAG strategy focused on their area's most important needs according to 88% of local stakeholders surveyed.

CLLD empowering local communities

to undertake initiatives that improve their area

84% of local stakeholders surveyed:
FLAG has enabled me to improve or influence life in my community

- ✓ Developing knowledge & capacity
- ✓ Networks, contacts & connections
- ✓ Building trust
- ✓ Fostering collaboration
- ✓ Improving local governance

Social capital

Local stakeholder response:

- ✓ 14 new contacts each thanks to FLAG
- ✓ 70% went on to collaborate with new contact(s)

Supporting positive change in fisheries and aquaculture areas

Socio-economic and environmental dynamics

- ✓ Fostering innovation in fisheries communities (approx. 10 per FLAG)
- ✓ Integrating fisheries / aquaculture into development processes
- ✓ Local jobs created and maintained (approx. 60 per FLAG)
- ✓ Support to local businesses – new and diversified
- ✓ Environmental actions – in most areas but to different extents!
- ✓ Encouraging a shift towards reducing energy and resource use (circular economy, renewables...) – but still early phase

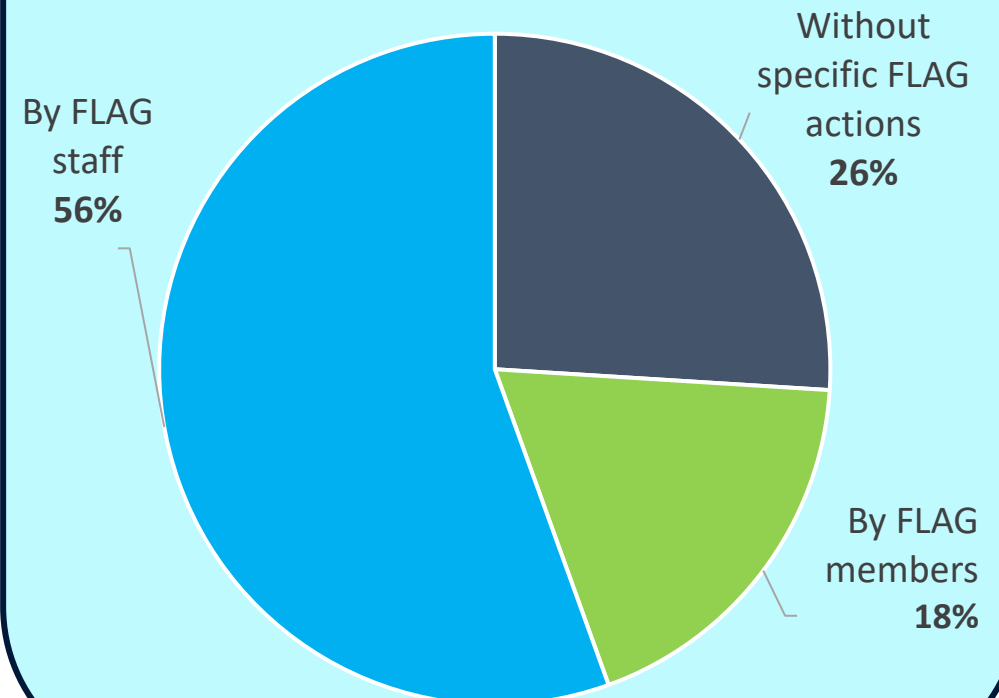


FLAGS bringing Europe closer to citizens

- ✓ A team who knows the community and is **active in helping bring EU funds to meet their needs**
- ✓ 48% of FLAG projects funded under the EMFF implemented by **beneficiaries receiving EU funding for the first time**

60% of local stakeholders surveyed reported an **improved opinion of the EU** since knowing the FLAG

74% of projects submitted in 2023 resulted specific FLAG actions



Source: FAMENET survey of EMFAF FLAGs, 2024

Conclusions and recommendations

- ✓ A small amount of money can go a long way
- ✓ Valuable tool for ensuring EU money goes to real needs
- ✓ A powerful tool to involve local communities in delivering EU objectives
- ✓ Increased visibility of the EU and its impact on the ground

78% of local stakeholders surveyed believe that **CLLD** has made a big difference in coastal communities

BUT

- ✓ Sufficient budget and staff are necessary
- ✓ Fewer administrative requirements
- ✓ Quicker and simpler procedures

Any questions?

www.famenet.eu

monica.veronesi@famenet.eu

